




AMERICAN
NATURE
CONSERVANCY

Backyard Nature Adventure

KIDS' CONSERVATION PROJECTS



Plant a Tree



AMERICAN NATURE
CONSERVANCY

1. DIG A HOLE

Make sure it's
deep enough
for the roots.

2. PLACE THE TREE IN THE HOLE

Add a stake
to help it
grow straight


3. FILL THE HOLE WITH SOIL

Gently pat
the soil down.



4. WATER THE TREE

Keep watering regularly as it grows.



PLANT A TREE



Help the earth by planting a young tree.
Make sure to give it plenty of water!

FUN FACT

Trees are important habitat
for many species of animals.



American
Nature
CONSERVANCY

RECYCLE RIGHT

1 Find out which items can be recycled in your area.

2 Check for the recycling symbols on containers to be sure.

3 Sort bottles, cans, and paper into a box or bin.



FUN FACT

Recycling cardboard uses about 75% less energy than making it from new materials.



RECYCLE RIGHT



AMERICAN
NATURE
CONSERVANCY



FUN FACT



Recycling one
glass bottle saves
enough energy
to power a light
bulb for 4 hours!

Pick Up Litter



American
Nature
CONSERVANCY

1. Ask an adult to go with you.
2. Wear gloves and carry a trash bag.
3. Pick up any litter that you see.
(Plastic bottles, cans, wrapper, etc.)
4. When you're done, throw the bag away properly.



Safety Tips: Watch out for sharp objects.
Wash your hands when you're finished.



Plant a Butterfly Garden

Butterflies love colorful flowers! You can help them by planting a butterfly garden. First, pick a sunny spot where your plants will grow well. Choose butterfly-friendly plants like milkweed, purple coneflower, or zinnias. Remember to water your garden. Soon you'll have beautiful blooms and butterflies!







Build a Birdhouse



AMERICAN
NATURE
CONSERVANCY

Birdhouses give birds a safe place to live and build their nests. Follow these easy steps to build one of your own:

1. Have an adult help you cut pieces of wood for the sides, roof, front, back, and bottom of your birdhouse.
2. Ask an adult to help assemble the pieces.
3. Drill a hole in the front of your birdhouse. Use sandpaper to smooth any rough edges.
4. Hang your birdhouse outside. Soon, a bird may move in.





SPOT THE DIFFERENCE



Can you find 7 differences between the pictures? Circle each one!

AMERICAN NATURE
CONSERVANCY





American
Nature
CONSERVANCY

Nature Word Scramble

Unscramble the nature words below:


ERTE _____

FAEL _____

RBDI _____

GBU _____

EDSE _____



NATURE PHOTO HUNT



AMERICAN NATURE
CONSERVANCY



ANIMALS

<input type="checkbox"/>	_____
<input type="checkbox"/>	_____
<input type="checkbox"/>	_____



BUGS

<input type="checkbox"/>	_____
<input type="checkbox"/>	_____
<input type="checkbox"/>	_____



PLANTS & FLOWERS

<input type="checkbox"/>	_____
<input type="checkbox"/>	_____

PLUS...

<input type="checkbox"/>	_____	<input type="checkbox"/>	_____	<input type="checkbox"/>	_____
<input type="checkbox"/>	_____	<input type="checkbox"/>	_____	<input type="checkbox"/>	_____



NATURE FUN FACTS



American
Nature
CONSERVANCY



A bumblebee's wings beat about 200 times every second!



Trees are the longest-living plants. Some trees can live for more than 4,000 years!



Rabbits eat grass, clover, and other plants. They like to nibble on fruits and vegetables, too.



Fireflies are also known as lightning bugs. They use their lights to help them find a mate.



One out of every three bites of food we eat is made possible by pollinators like bees, butterflies, and hummingbirds.



NATURE HERO CERTIFICATE

This certifies that

for completing a
Backyard Nature Adventure



Date _____

Signature _____